

ADTs: Stacks and Queues

Week 9

Gaddis: Chapter 18

CS 5301
Spring 2014

Jill Seaman

1

Introduction to the Stack

- Stack: a data structure that holds a collection of elements of the same type.
 - The elements are accessed according to LIFO order: last in, first out
 - No random access to other elements
- Examples:
 - plates in a cafeteria
 - bangles . . .

2

Stack Operations

- Operations:
 - push: add a value onto the top of the stack
 - make sure it's not full first.
 - pop: remove (and return) the value from the top of the stack
 - make sure it's not empty first.
 - isFull: true if the stack is currently full, i.e., has no more space to hold additional elements
 - isEmpty: true if the stack currently contains no elements

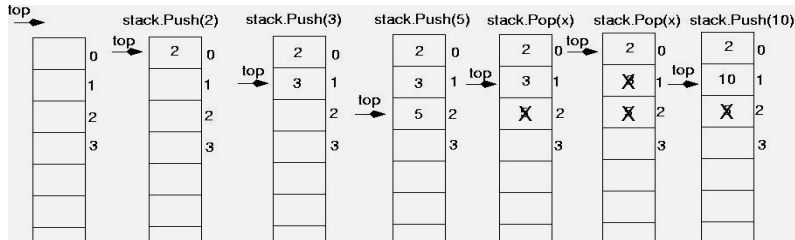
3

Stack Terms

- Stack overflow:
 - trying to push an item onto a full stack
- Stack underflow.
 - trying to pop an item from an empty stack

4

Stack illustrated



```
int item;
stack.push(2);
stack.push(3);
stack.push(5);
item = stack.pop(); //item is 5
item = stack.pop(); //item is 3
stack.push(10);
```

5

Stack Applications

- Easily reverse the order of a list of items.
 - push all the items, then pop while not empty.
- Evaluate an expression in postfix notation.
 - $4\ 5 + 7\ 2 - *$ is equivalent to $(4+5)*(7-2)$
 - push numbers, when operator encountered, pop top two values, apply operator, push result.
- Matching brackets in a text file
 - if $(x==list.getCurrent()) \{ z[i] = x; count++; \}$
- Implement nested function calls and returns.

Implementing a Stack Class

- Array implementations:
 - fixed size arrays: size doesn't change
 - dynamic arrays: can resize as needed in push
- Linked List
 - grow and shrink in size as needed
- Templates
 - any of the above can be implemented using templates

7

A static stack class

```
class IntStack
{
private:
    const int STACKSIZE = 100; // The stack size
    int stackArray[STACKSIZE]; // The stack array
    int top; // Index to the top of the stack

public:
    // Constructor
    IntStack();

    // Stack operations
    void push(int);
    int pop();
    bool isFull() const;
    bool isEmpty() const;
};
```

8

A static stack class: functions

```
/**
 * Constructor
 * This constructor creates an empty stack.
 */
IntStack::IntStack()
{
    top = -1;           // empty
}

//no need to initialize the static array stackArray
```

9

A static stack class: push

```
/**
 * Member function push pushes the argument onto
 * the stack.
 */
void IntStack::push(int num)
{
    assert(!isFull());

    top++;
    stackArray[top] = num;
}
```

assert will abort the program
if its argument evaluates to false

10

A static stack class: pop

```
/**
 * Member function pop pops the value at the top
 * of the stack off, and returns it.
 */
int IntStack::pop()
{
    assert(!isEmpty());

    int num = stackArray[top];
    top--;
    return num;
}
```

11

A static stack class: functions

```
/**
 * Member function isFull returns true if the stack
 * is full, or false otherwise.
 */
bool IntStack::isFull() const
{
    return (top == stackSize - 1);
}

/**
 * Member function isEmpty returns true if the stack
 * is empty, or false otherwise.
 */
bool IntStack::isEmpty() const
{
    return (top == -1);
}
```

12

A Dynamic Stack Class: Linked List implementation

- Push and pop from the head of the list, for example:

```

//*****
// Member function push pushes the argument onto *
// the stack. *
//*****

void IntStack::push(int num)
{
    assert(!isFull());

    Node *temp=new Node;
    temp->data = num;

    //insert at head of list
    temp->next = head;
    head = temp;
}
    
```

13

Introduction to the Queue

- **Queue**: a data structure that holds a collection of elements of the same type.
 - The elements are accessed according to FIFO order: first in, first out
 - No random access to other elements
- **Examples**:
 - people in line at a theatre box office
 - restocking perishable inventory

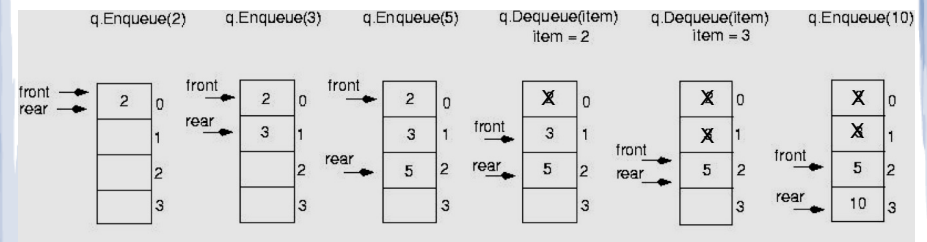
14

Queue Operations

- **Operations**:
 - **enqueue**: add a value onto the rear of the queue (the end of the line)
 - make sure it's not full first.
 - **dequeue**: remove a value from the front of the queue (the front of the line) "Next!"
 - make sure it's not empty first.
 - **isFull**: true if the queue is currently full, i.e., has no more space to hold additional elements
 - **isEmpty**: true if the queue currently contains no elements

15

Queue illustrated



Note: front and rear are variables used by the implementation to carry out the operations

```

int item;
q.enqueue(2);
q.enqueue(3);
q.enqueue(5);
item = q.dequeue(); //item is 2
item = q.dequeue(); //item is 3
q.enqueue(10);
    
```

16

Queue Applications

- The best applications of queues involve multiple processes.
- For example, imagine the print queue for a computer lab.
- Any computer can add a new print job to the queue (enqueue).
- The printer performs the dequeue operation and starts printing that job.
- While it is printing, more jobs are added to the Q
- When the printer finishes, it pulls the next job from the Q, continuing until the Q is empty¹⁷

Queue implemented

- Just like stacks, queues can be implemented using arrays (fixed size, or resizing dynamic arrays) or linked lists (dynamic queues).
- The previous illustration assumed we were using an array to implement the queue
- When an item was dequeued, the items were NOT shifted up to fill the slot vacated by dequeued item
 - why not?
- Instead, both front and rear indices move in the array.

18


Queue implemented

problem: end of the array


- When front and rear indices move in the array:
 - problem: rear hits end of array quickly
 - solution: wrap index around to front of array



front rear



rear front



rear front

19

Implementing a Queue Class

- To “wrap” the rear index back to the front of the array, you can use this code to increment rear during enqueue:

```
if (rear == queueSize-1)
    rear = 0;
else
    rear = rear+1;
```

- The following code is equivalent, but shorter (assuming $0 \leq \text{rear} < \text{queueSize}$):

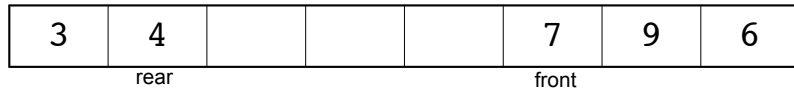
```
rear = (rear + 1) % queueSize;
```

- Do the same for advancing the front index.

20

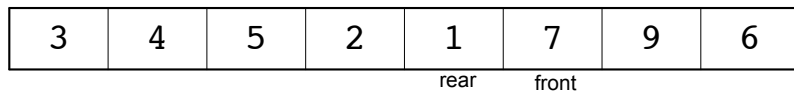
Implementing a Queue Class

- When is it full?



```
q.enqueue(5);
q.enqueue(2);
q.enqueue(1);
```

Note: enqueue increments rear



- It's full:

$$(rear+1)\%queueSize==front$$

21


Implementing a Queue Class

- When is it empty?

```
int x;
for (int i=0; i<queueSize;i++)
    x = q.dequeue();
```

Note: dequeue increments front


after the first one:



one element left:



no elements left, front passes rear:



- It's empty:

$$(rear+1)\%queueSize==front$$

22

Implementing a Queue Class

- When is it full? $(rear+1)\%queueSize==front$
- When is it empty? $(rear+1)\%queueSize==front$
- How do we define isFull and isEmpty?
 - Use a counter variable, numItems, to keep track of the total number of items in the queue.
- enqueue: numItems++
- dequeue: numItems--
- isEmpty is true when numItems == 0
- isFull is true when numItems == queueSize

23

A static queue class

```
class IntQueue
{
private:
    const int QUEUE_SIZE = 100; // capacity of the queue
    int queueArray[QUEUE_SIZE]; // The queue array
    int front; // Subscript of the queue front
    int rear; // Subscript of the queue rear
    int numItems; // Number of items in the queue
public:
    // Constructor
    IntQueue();

    // Queue operations
    void enqueue(int);
    int dequeue();
    bool isEmpty() const;
    bool isFull() const;
};
```

24

A static queue class: functions

```
/**
 * Creates an empty queue of a specified size.
 */
IntQueue::IntQueue()
{
    front = 0;           // set up bookkeeping
    rear = -1;
    numItems = 0;
}
```

25

A static queue class: enqueue

```
/**
 * Enqueue inserts a value at the rear of the queue.
 */
void IntQueue::enqueue(int num)
{
    assert(!isFull());

    // Calculate the new rear position
    rear = (rear + 1) % queueSize;

    // Insert new item
    queueArray[rear] = num;

    // Update item count
    numItems++;
}
```

26

A static queue class: dequeue

```
/**
 * Dequeue removes the value at the front of the
 * queue and returns the value.
 */
int IntQueue::dequeue()
{
    assert(!isEmpty());

    //save the result to return
    int result = queueArray[front];

    // Advance front
    front = (front + 1) % queueSize;

    // Update item count
    numItems--;

    // Return the front item
    return result;
}
```

27

A static queue class: functions

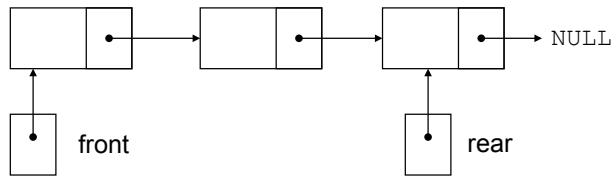
```
/**
 * isEmpty returns true if the queue is empty
 */
bool IntQueue::isEmpty() const {
    return (numItems == 0);
}

/**
 * isFull returns true if the queue is full
 */
bool IntQueue::isFull() const {
    return (numItems == queueSize);
}
```

28

A Dynamic Queue Class: Linked List implementation

- Use pointers `front` and `rear` to point to first and last elements of the list:



29

A Dynamic Queue Class: Linked List implementation

- Enqueue at the rear of the list, dequeue from the front:

```
/**
 * Dequeue removes the value at the front of the
 * queue and returns the value.
 */
int IntQueue::dequeue()
{
    assert(!isEmpty());

    int value = front->data;

    // remove the first node (front)
    Node *temp = front;
    front = front->next;
    delete temp;

    return value;
}
```

30